

2026 ROGUE SV AWD MOONROOF

Model: W6CG16 Option Code : CC10
 VIN#: JN8BT3BBXTW094507
 Colour: DEEP OCEAN BLUE

Standard Equipment included at No Extra Charge:

MECHANICAL/PERFORMANCE:

- 1.5 L DOHC DIRECT INJECTION TURBOCHARGED ENGINE
- 201 HP, 225 LB-FT TORQUE & INTELLIGENT 4X4 SYS
- PADDLE SHIFTERS & DRIVE MODE SELECTOR
- 4 WHEEL FRONT & REAR DISC BRAKES
- 18IN ALLUMINUM ALLOY WHEELS W TEMP SPARE TIRE
- ELECTRONIC PARKING BRAKE W/ AUTO HOLD
- FR INDEPENDENT & RR MULTI LINK SUSPENSION

EXTERIOR:

- LED HEADLIGHTS, DTRLS & TAIL LAMPS
- VARIABLE INTERMITTENT FRONT WINDSHIELD WIPERS
- INTRMTTNT RR WINDOW WIPER W/ REVERSE INTERLOCKNG
- BODY COLOUR DOOR HANDLES & HEATED EXT MIRRORS W/ I
- NTGRATED TURN SIGNALS & WIPER DE-ICER
- BLACK RESIN DOOR HANDLES & POWER LIFTGATE
- REAR SPOILER & PRIVACY GLASS
- AWD EMBLEM & ROOF RAILS

COMFORT & CONVENIENCE:

- 8 WAY POWER ADJUSTABLE DRIVER SEAT
- 4 WAY ADJUSTABLE FRONT PASSENGER SEAT
- HEATED FRONT SEATS
- HEATED TAILORFIT WRAPPED STEERING WHEEL
- DUAL ZONE CLIMATE CONTROL
- NISSAN CONNECT® SERVICES (FREE TRIAL INCLUDED)
- APPLE CARPLAY & ANDROID AUTO

- 8IN COLOUR DISPLAY WITH MULTI TOUCH CONTROL
- BLUETOOTH HANDS FREE PHONE SYS & STREAMING AUDIO
- SIRI EYES® FREE & VOICE RECOGNITION
- 2 FR & 2 RR USB-C PORTS
- 7IN CENTER METER COLOR DISPLAY
- 6 SPEAKERS AM/FM AUDIO SYSTEM
- POWER WINDOWS W/ DRIVER AUTO UP/DOWN
- POWER DOOR LOCKS W/ AUTO LOCKING FEATURE
- 2ND ROW SEAT AIR VENTS
- 60/40 SPLIT FOLDING & RECLINING 2ND ROW SEAT
- REMOTE KEYLESS ENTRY W/ PUSH BUTTON IGNITION
- REMOTE ENGINE START W/ INTELL CLIMATE CONTROL
- INTELLIGENT KEY W FR REQUEST SWITCHES
- INTELLIGENT CRUISE CONTROL
- REAR SONAR SYSTEM + HILL START ASSIST
- REAR DOOR ALERT & REARVIEW MONITOR
- DUAL ILLUMINATED VISOR VANITY MIRRORS
- HANDS FREE TEXT MESSAGING ASSISTANT
- (4) CUP HOLDERS & SUNGLASS HOLDER
- FRONT CENTER CONSOLE & SOFT TONNEAU COVER
- ACTIVE ENGINE BRAKING, TRACE CTRL & RIDE CONTROL
- TILT TELESCOPIC STEERING WHEEL
- WIFI HOTSPOT
- IDLE START/STOP (ISS)
- WALK AWAY LOCK/ APPROACH UNLOCK

SAFETY & SECURITY FEATURES:

- 10 AIRBAGS
- 5 POINT LOWER ANCHORS & TETHERS FOR CHILDREN
- BRAKE ASSIST (BA)
- INTELLIGENT EMERGENCY BRAKING W/
- PEDESTRIAN DETECTION
- REAR INTELLIGENT EMERGENCY BRAKING (RAB)
- ELECTRONIC BRAKE FORCE DISTRIBUTION (EBD)
- 4 WHEEL ANTI LOCK BRAKING SYSTEM (ABS)
- BLIND SPOT WARNING (BSW)
- REAR CROSS TRAFFIC ALERT (RCTA)
- LANE DEPARTURE WARNING (LDW)
- INTELLIGENT FORWARD COLLISION WARNING (I-FCW)
- VEHICLE DYNAMIC CONTROL (VDC) W/ TRACTION
- CONTROL SYSTEM (TCS)
- TIRE PRESSURE MONITORING SYSTEM (TPMS) W/ EASY
- FILL TIRE ALERT
- VEHICLE IMMOBILIZER SYSTEM & VEHICLE SECURITY SYST
- REAR SEAT BELT REMINDER & SECURITY ALARM
- INTELL AUTO HEADLIGHTS (I-AH)+ HIGH BEAM ASSIST
- INTELLIGENT DRIVER ALERTNESS + LANE INTERVENTION
- BLINDSPOT INTERVENTION
- PROPILOT ASSIST
- INTERSECTION ASSIST

Manufacturer's Suggested Retail Base Price:

\$38,498

Optional Factory Equipment:

FLOOR MATS \$0
 METALLIC PAINT \$250

Retail Price of all Optional Equipment:

\$250

Total M.S.R.P. this Model*:

\$38,748




Freight & PDE:

\$2,050


Total*:

\$40,798

Includes freight, PDI, full tank of gas, floor mats. Does not include additional dealer installed accessories, license, federal and provincial taxes. Dealer may sell for less.

Fuel Consumption / Consommation de Carburant



7.6
combined/combinée

0 mi/gal

L/100 km


8.30 city ville

6.80 highway route

Annual fuel cost
for an annual distance of 20,000 km and an average fuel price of \$1.55 per litre

2,356

Coût annuel en carburant
pour une distance annuelle de 20,000 km, et un prix moyen du carburant de \$1.55 par litre



Every 2026 Nissan vehicle is backed by the Nissan Satisfaction Advantage 3 year/60,000 km Basic Coverage Vehicle Warranty

- 3 year Roadside Assistance
- 3 year Travel Planning Service
- 5 year/100,000 km Powertrain Warranty
- 5 year unlimited km Corrosion Perforation Warranty
- 8 year/160,000 Km PHEV System Warranty on selected components
- 24-hour Toll-free Hotline

GAS range from / ESSENCE font entre

0.0-0.0 L_e/100 km

L is gasoline litre equivalent
L signifie litre equivalent d essence

Carbon Dioxide Rating / Indice de dioxyde de carbone

1

179 g CO₂/km

6

10

Best/meilleur

Tailpipe emissions only / Emissions du tuyau échappement seulement

Smog Rating / Indice de smog

1

5

10


Best/meilleur


Estimates are based on Government of Canada approved criteria and testing methods. Vehicle's actual fuel consumption will vary.

For more information:
vehicles.nrcan.gc.ca

Estimations établies selon des méthodes d'essai et des critères approuvés par le gouvernement du Canada. La consommation de carburant réelle du véhicule variera.

Pour plus d'information visitez:
vehicles.nrcan.gc.ca





JN8BT3BBXTW094507